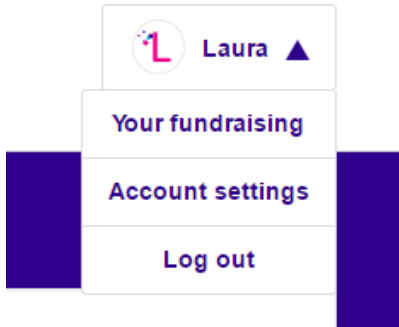


Create a team

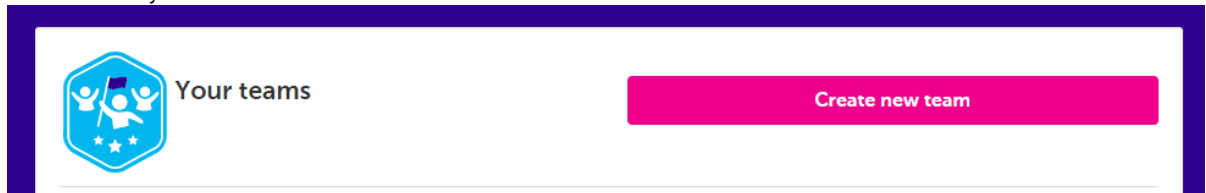
Step-by-step guide

1. From your dashboard:

1. Log in to your account at: <https://fundraise.cancerresearchuk.org/user>
2. You should now be on your dashboard (which you can also access by clicking on 'your fundraising' in the menu):



3. Scroll down to 'your teams' and click 'Create new team':



4. Give your team a name and select the fundraising page you would like to be in the team, or create a new one (note pages can currently only be in one team):

Team name

Fundraising page

Please select the fundraising page to link to this team.

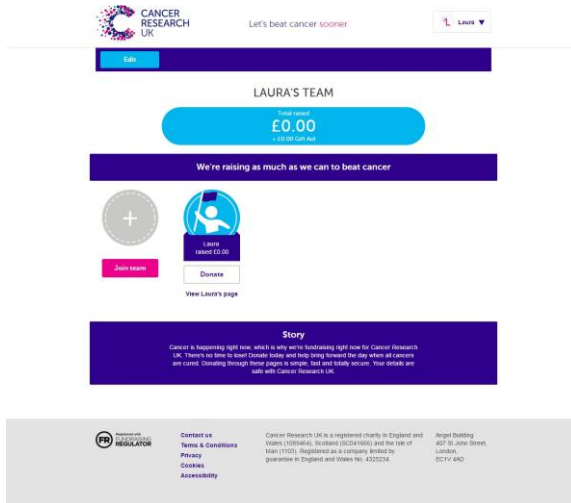
 tough example selling baked goods cls-test The Barracudas WAOC Header (do not delete) Sugar Free Header (do not delete)

Choose this page

or

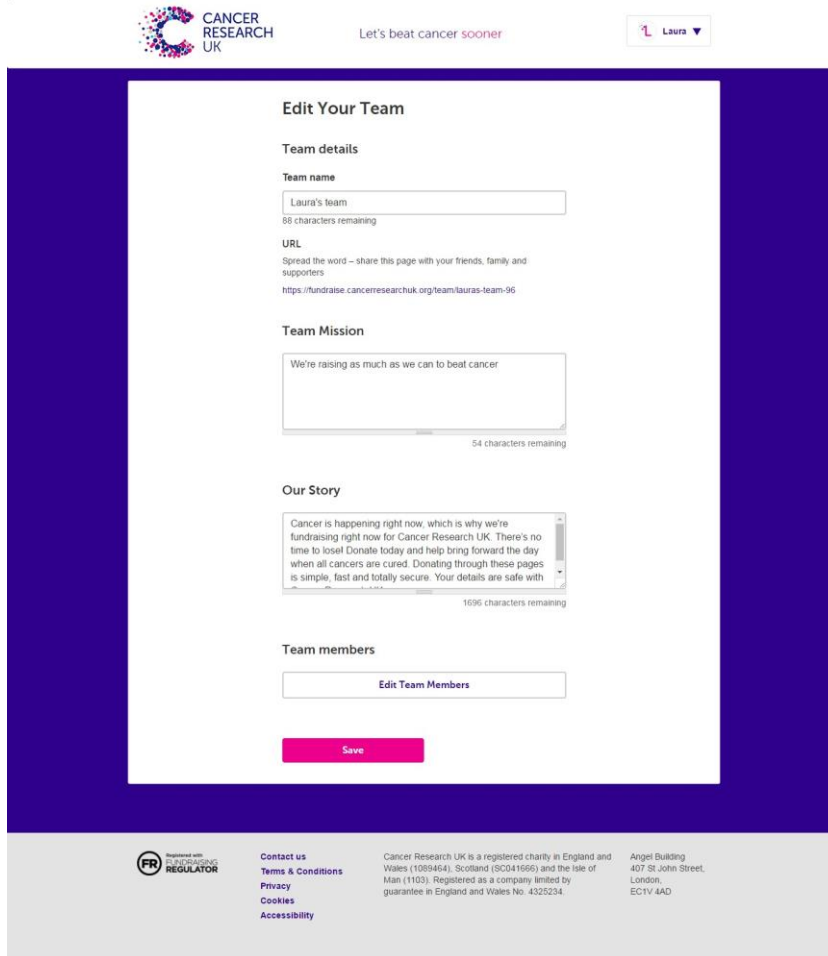
> Create a new page

5. You have now created a team and you are the team leader:



6. To edit the content on the page, click 'edit' at the top of the page


7. You can change the team name, mission and story. You can also remove members from the team and change the team leader if needed:



2. From an event registration:

1. When you get to the fundraising step, choose 'create a team':

You're nearly there!




Details Payment Fundraise


We've created an online fundraising page for you

It's quick and easy to get started, and using the Cancer Research UK online fundraising platform means more of the money you raise goes straight towards beating cancer.


All you need to do now is tell us whether or not you want to fundraise as part of a team.



or



or



Join a team

Create a team

Just activate my page

If you're not sure, don't worry, you can always join or create a team later.

By selecting an option, I agree to Cancer Research UK Terms and Conditions and Privacy Policy.

2. Give the team a name and click 'create team'
3. You will be taken to the team page which links to your new fundraising page